

# **QUEEN MARY’S COLLEGE (AUTONOMOUS)**

**Chennai – 600 004**



## **DEPARTMENT OF URDU**

### **PART-1/URDU**

### **MAPPED SYLLABUS**

**2019-20 onwards**

**(CO-K, PO mapping adopted in 2019-20 and implemented from 2021-22 onwards)**

## **PART – 1 URDU**

### **Contents**

<b>Title: Basic Urdu for Beginners.....</b>	<b>9</b>
<b>Title: Prose, Grammer and Translation.....</b>	<b>11</b>
<b>Title: Poetry, Ghazaliath and Letter Writing.....</b>	<b>13</b>
<b>Title:Afsana and History of Urdu Literature.....</b>	<b>16</b>
<b>Reference books.....</b>	<b>19</b>

### **LIST OF PAPERS WITH CREDITS FOR THE SYLLABI OF FRENCH COURSES**

<b>S.NO</b>	<b>SEM</b>	<b>TITLE OF THE PAPERS IN THE NEW SYLLABUS</b>	<b>NO. OF CREDITS</b>	<b>CODE</b>	<b>MARKS</b>	
					<b>EXT</b>	<b>INT</b>
1	I	<b>Basic Urdu for Beginners</b>	2	<b>UL109</b>	75	25
2	II	<b>Prose , Grammer and Translation</b>	2	<b>UL110</b>	75	25
3	III	<b>Poetry, Ghazaliath and Letter Writing</b>	2	<b>UL111</b>	75	25
4	IV	<b>Afsana and History of Urdu Literature</b>	2	<b>UL112</b>	75	25

## **QUANTIFICATION: END SEMESTER EXAMINATION**

### **QUESTION PAPER PATTERN (EFFECTIVE FROM THE ACADEMIC YEAR 2018 - 2019)**

**Maximum Marks: 100**

**Internal Assessment: 25**

**External Valuation: 75**

**Part – A**  
**5 x 2 = 10 marks**  
**Answer all the questions**

**Part – B**  
**5 x 4 = 20 marks**  
**Answer all the questions**

**Part – C**  
**3 x 15 = 45 marks**  
**Answer any 3 questions**  
**out of 5**

Question	Unit
1	I
2	II
3	III
4	IV
5	V

Question	Unit
6(a) or 6(b)	I
7(a) or 7(b)	II
8(a) or 8(b)	III
9(a) or 9(b)	IV
10(a) or 10(b)	V

Question	Unit
11	I
12	II
13	III
14	IV
15	V

### **INTERNAL EVALUATION METHODOLOGY FOR ALL THE COURSES:**

1. Online exercises
2. e-Quiz
3. Periodical class tests
4. Objective type assignments
5. Dialogue building (INDIVIDUAL / GROUP)
6. Dialogue / Conversation
7. Exercises from textbooks
8. **Group Discussions / Debate / Interactive Sessions**
9. Oral presentation on Topics of interest

### **TEACHING METHODOLOGIES ADOPTED FOR THE PG PROGRAM**

1. CHALK TALK
2. TEXT BOOK LEARNING
3. DIGITAL LEARNING- ONLINE PPT - LECTURE NOTES
4. VIDEO LECTURE – ONLINE – YOU TUBE – GOOGLE MEET - CLASSROOM
5. INTERACTIVE SESSIONS

**Course Specific Outcome (CSO):**

**After completing the Part-I Urdu Course), the student will have the following skills.**

**CSO1-PO1**

She would have understood all the basic aspects of the Urdu language. Would be equipped with the fundamentals of Urdu grammar.

Urdu is among the **20 th most spoken languages** in the world with around 160 million speakers in over 26 countries, which means If you're travelling to any such country for studies or career opportunities, language won't be a barrier

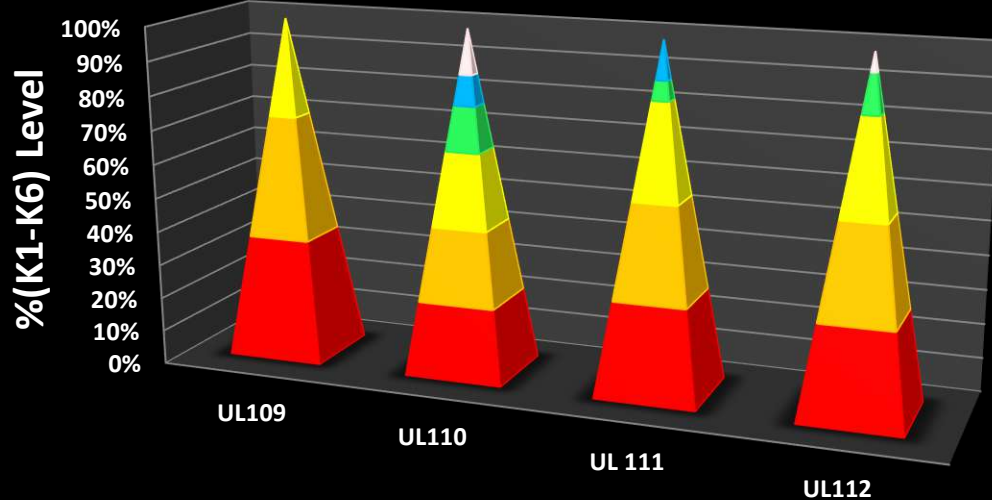
**CSO2-PO7**

The students will have ample scope to use the digital learning platforms to autonomously develop their language skills as also learn more about Urdu culture and civilization thanks to the innumerable websites about Urdu and for learning the language also. Urdu learning can help kids gain a lot of cultural knowledge. The work of Urdu prose and poetry is the best source for the kids to learn about our values and norms

**CSO3-PO2**

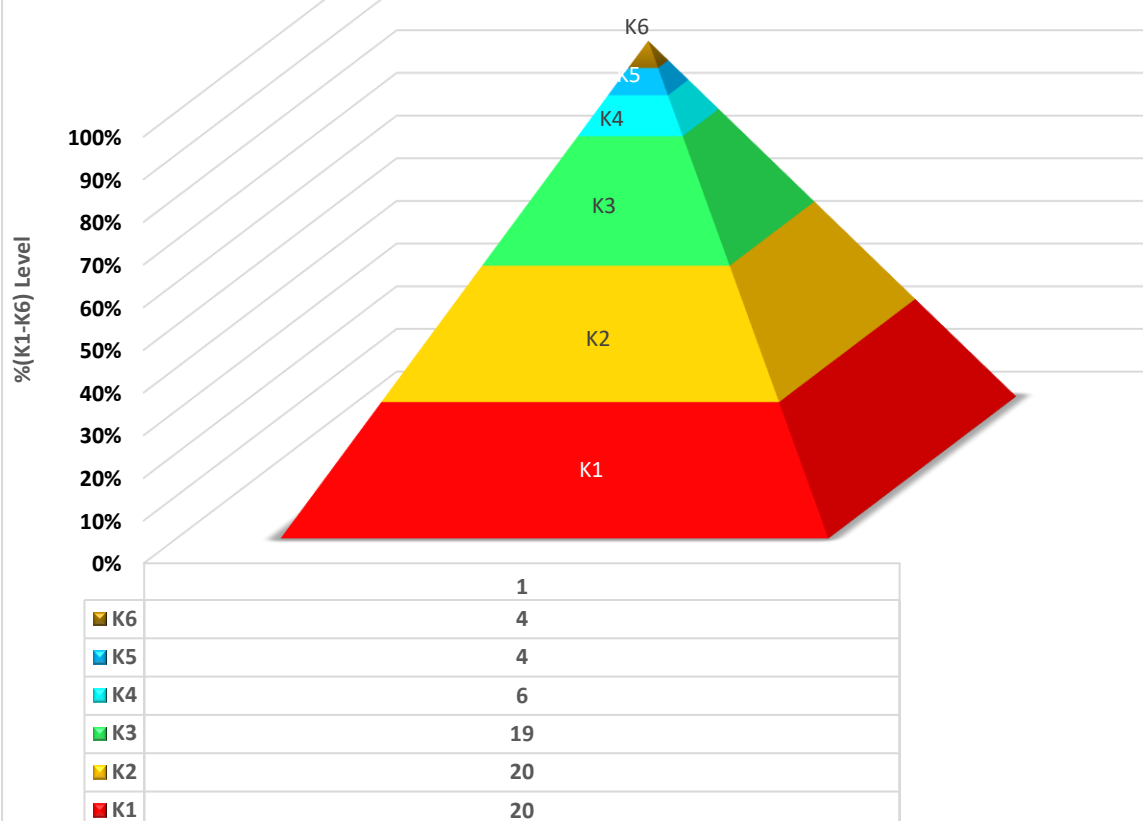
She will be endowed with basic communication skills that will enable them to conduct day to day to interactions in the normal situations of life. Communicate effectively enough to function in a variety of situations likely to encountered when dealing with native speakers associated with the special purpose. This may include interpersonal, interpretive and presentational (written and oral) modes of communication.

## PART-I URDU: CO\_K MAPPING

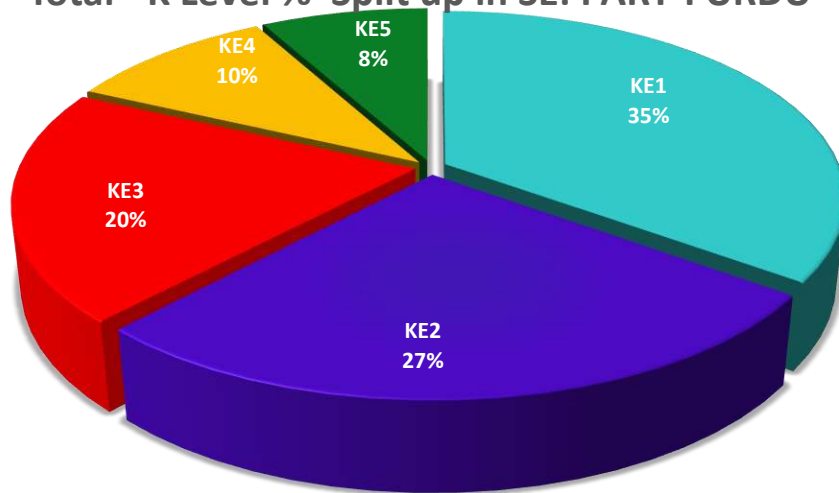


	UL109	UL110	UL 111	UL112
K6	0	3	0	1
K5	0	2	2	0
K4	0	3	1	2
K3	4	5	5	5
K2	5	5	5	5
K1	5	5	5	5

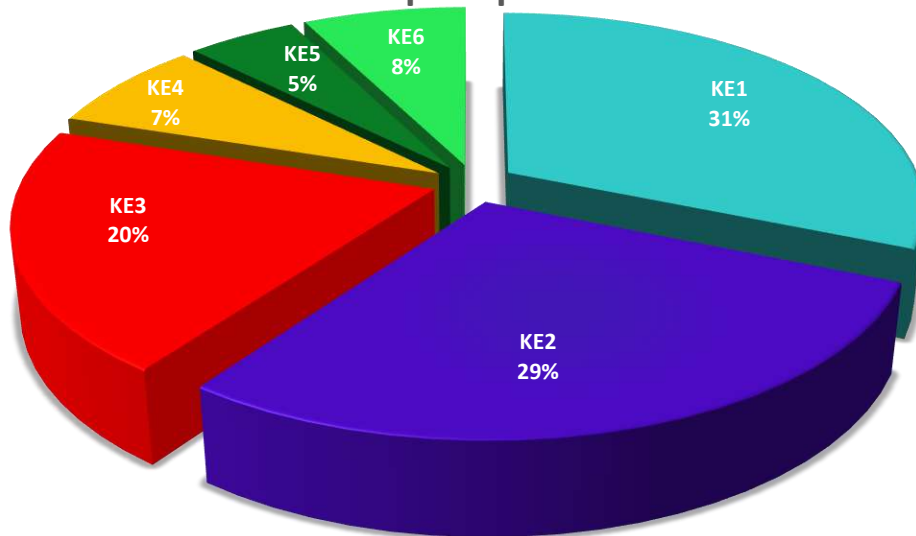
## PART-I URDU-TOTAL K LEVELS



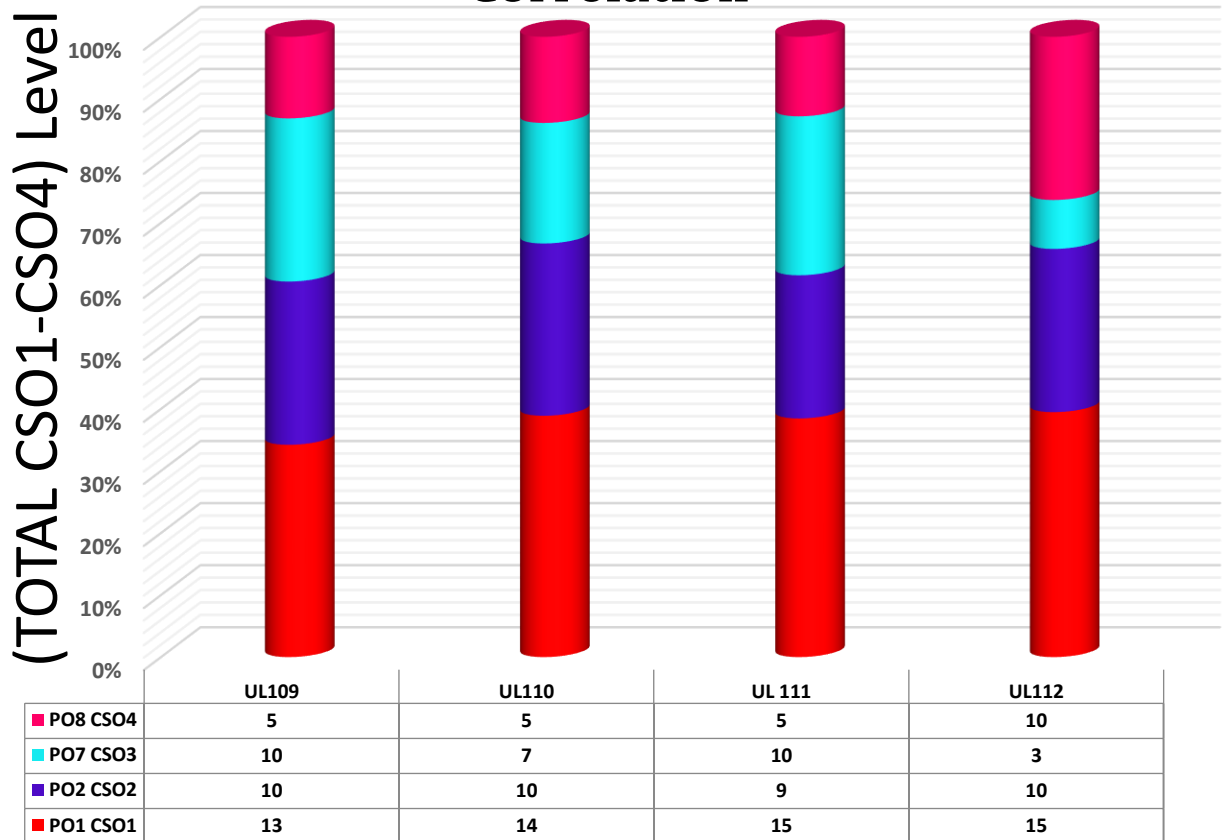
**Total - K Level % Split up in SE: PART-I URDU**



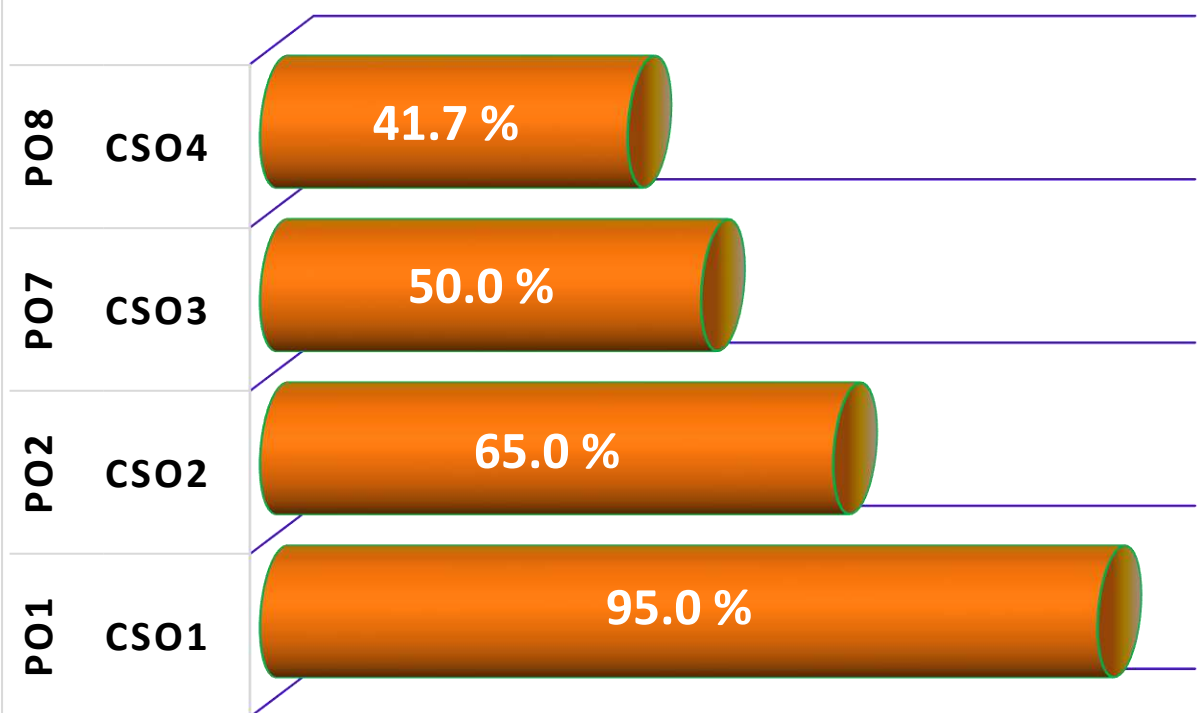
**Total - K Level % Split up in IA: PART-I URDU**



## PART-1 URDU: TOTAL CSO\_CO Correlation

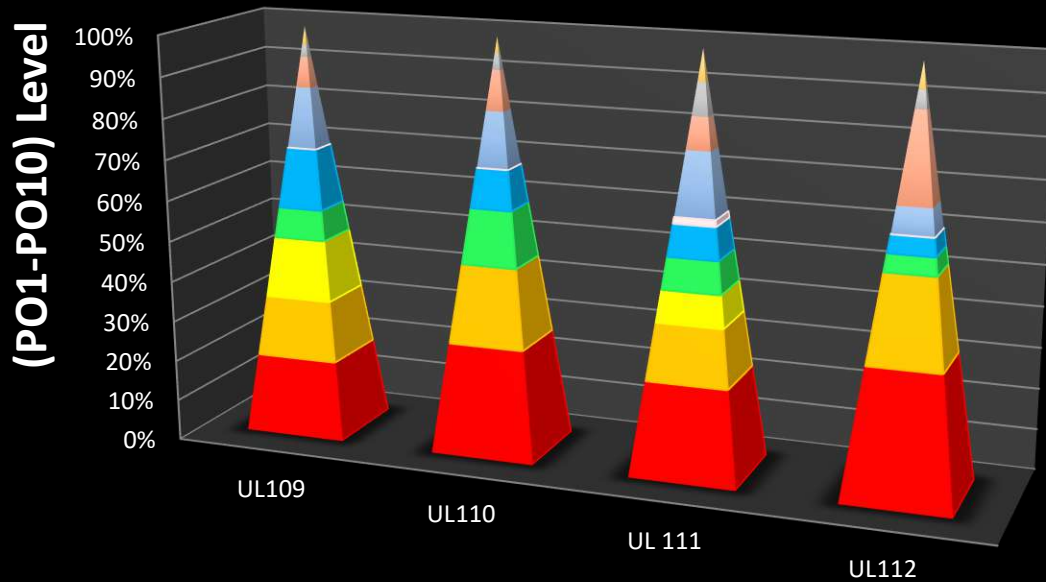


## PART-1 URDU: % COURSE SPECIFIC OUTCOMES



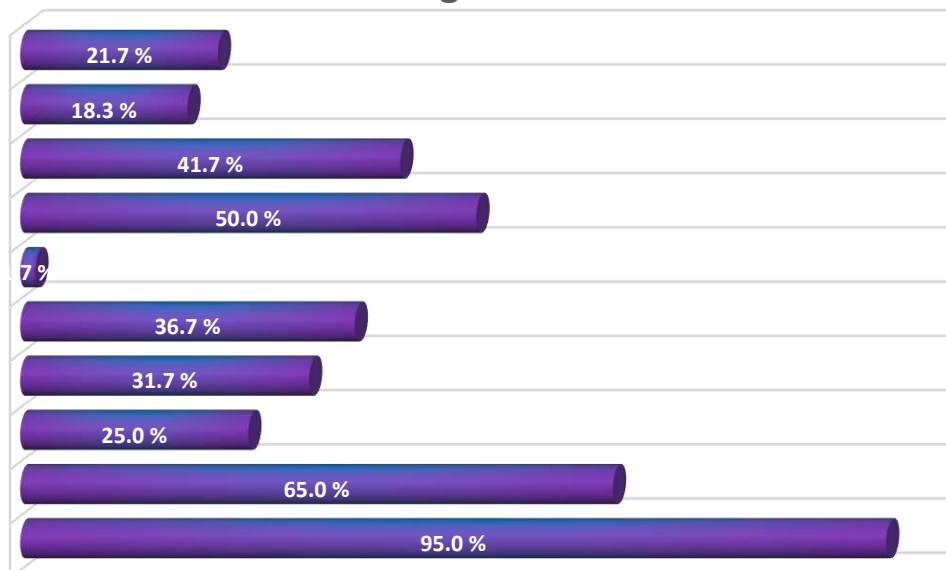
## Total PO-CO Correlation

### PART-I URDU: Total PO\_CO Correlation



	UL109	UL110	UL111	UL112
PO10	3	2	5	3
PO9	2	2	5	2
PO8	5	5	5	10
PO7	10	7	10	3
PO6	0	0	1	0
PO5	10	5	5	2
PO4	5	7	5	2
PO3	10	0	5	0
PO2	10	10	9	10
PO1	13	14	15	15

### PART-I URDU: % Programme Outcome





## DEPARTMENT OF URDU

### PART 1 URDU

#### Semester I

#### Title: Basic Urdu for Beginners

#### Semester - I

**Code: UL109**

#### Learning Objective:

To provide basic practice enabling students to take part in simple oral and written in Urdu

**Course Outcomes: Knowledge level - K1 (Remember), K2 (Understand), K3 (Apply), K4 (Analyze), K5 (Evaluate), K6 (Create)** At the end of the Course, the Student will be able to:

<b>CO1</b>	<b>Remember and Understand,</b> <b>Educate</b> the students the Urdu alphabets for reading and writing. (PO2, PO3)	<b>K1</b> <b>K2</b>
<b>CO2</b>	<b>Identify</b> the correct alphabet to be used in a word. <b>Recognize</b> the Urdu numerals 1 to 10.	<b>K1</b> <b>K2</b> <b>K3</b>
<b>CO3</b>	<b>Practice</b> to make two letter and three letter words. Practice session to understand. (PO2, PO3)	<b>K1</b> <b>K2</b> <b>K3</b>
<b>CO4</b>	<b>Building</b> words using Alif in the middle or at the end. <b>Participate</b> in activities that will bring into focus the aspects of language as well as their other skills as human beings in a social environment, <b>initiate</b> a conversation.	<b>K1</b> <b>K2</b> <b>K3</b>
<b>CO5</b>	<b>Adopt</b> word formation, pronunciation connecting words. (PO2, PO3, PO5) <b>Prepare</b> a list of new words that will enable them to <b>discuss</b> formation of connecting words based on the spheres of activity enlisted above. Practice session 1: (PO2, PO3, PO4, PO7, PO9) Making dialogues.	<b>K1</b> <b>K2</b> <b>K3</b>

PO-CO  CO/PO	PO									
	1 Disciplinary Knowledge and skills	2 Skilled Communicator	3 Critical thinker and problem solver	4 Sense of inquiry	5 Team player/worker	6 Skilled project manager	7 Digitally Efficient	8 Ethical awareness / reasoning	9 National and international perspective	10 Lifelong learners
<b>CO1</b>	2	2	2	1	2		2	1		
<b>CO2</b>	2	2	2	2	2		2	1		
<b>CO3</b>	3	2	2	1	2		2	1	1	1
<b>CO4</b>	3	2	2		2		2	1		1
<b>CO5</b>	3	2	2	1	2		2	1	1	1
<b>CO-PO-Avg</b>	3	2	2	1	2		2	1		1
<b>CO-PO-Total</b>	<b>13</b>	<b>10</b>	<b>10</b>	<b>5</b>	<b>10</b>		<b>10</b>	<b>5</b>	<b>2</b>	<b>3</b>

**3-strongly correlated, 2-moderately correlated, 1- weakly correlated, blank – <10% correlated**

## COURSE OUTLINE:

### Unit – I

Urdu Alphabet, reading and writing practice in Urdu

### Unit – II

Fill in the blanks with missing letters and urdu numerals 1 to 10

### Unit - III

Word building from (Alif + Madd)

### Unit - IV

Word building from (Alif) used in the middle or at the end

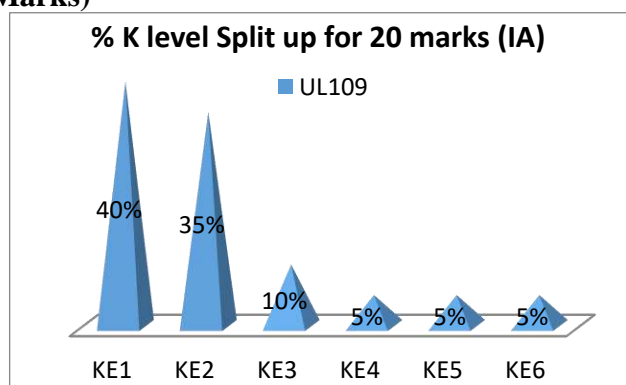
### Unit - V

Word completion, pronunciation connecting words

#### Assessment Pattern

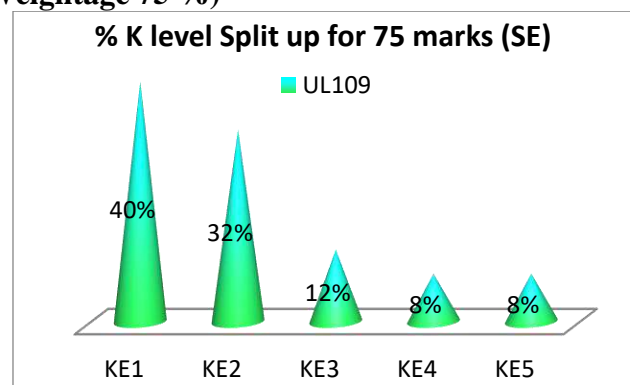
#### CIE-Continuous Internal Evaluation (25 Marks)

Bloom's category	Tests	Assignm	Attenda	Model Exam
Marks(25)	5	5	5	10
Remember (8)	3	3		2
Understand (7)	1	0		6
Apply (2)	1	0		1
Analyse (1)	0	1		0
Evaluate (1)	0	0		1
Create (1)	0	1		0



#### ESE- End Semester Examination (75 Marks; Weightage 75 %)

Bloom's category	Weightage %
Remember	40
Understand	32
Apply	12
Analyse	8
Evaluate	8



**Semester II**  
**Title: Prose, Grammar and Translation**

**Code: UL110**

**Learning Objective:**

To learn Prose, basic grammar pertaining to noun, proper noun and Translation English to Urdu

**Course Outcomes: Knowledge level - K1 (Remember), K2 (Understand), K3 (Apply), K4 (Analyze), K5 (Evaluate), K6 (Create)** At the end of the Course, the Student will be able to:

<b>CO1</b>	<b>Remember and Understand</b> the Prose. <b>Construct</b> for themselves a baggage of nouns that will help them in communication(K). <b>Employ</b> the given baggage of day to day expressions and speech acts to make up dialogues within themselves for interaction (K3). <b>Activity:</b> Interactive class engaging them in various dialogues (PO2,PO5)	<b>K1</b> <b>K2</b> <b>K3</b> <b>K6</b>
<b>CO2</b>	<b>Discuss</b> the ethics of Mirza Ghalib's prose Akhlaq o Adaat.(PO2,PO3)	<b>K1</b> <b>K2</b> <b>K3</b>
<b>CO3</b>	<b>Revise</b> the history of Noor Jhan written by Mohammad Hussain Azad. Activity: Quiz on prose of Mirza Ghalib's prose Akhlaq o Adaat & Noor Jhan written by Mohammad Hussain Azad. (PO4, PO5)	<b>K1</b> <b>K2</b> <b>K3</b> <b>K4</b> <b>K5</b>
<b>CO4</b>	<b>Recollect</b> words with meanings, <b>Compile</b> a set of vocabulary for each theme in the chapter for adaptation in their own context. <b>Creative</b> exercises to involve them in conversation. <a href="https://urduassignment.blogspot.com/2020/06/urdu-grammar-lec-2-ism-or-ism-ki-iksaam.html">https://urduassignment.blogspot.com/2020/06/urdu-grammar-lec-2-ism-or-ism-ki-iksaam.html</a> (PO9). <b>Define</b> the very roots of Urdu language in its basic form, <b>illustrate</b> the importance of noun, common noun, Proper noun in the Urdu language.	<b>K1</b> <b>K2</b> <b>K3</b> <b>K4</b> <b>K5</b> <b>K6</b>
<b>CO5</b>	<b>Translate</b> Commercial words from English to Urdu (PO2, PO3) Check for understanding, Listening and speaking skills. Translation exercises in group: <a href="https://translate.google.com/?sl=auto&amp;tl=en&amp;op=translate&amp;hl=en">https://translate.google.com/?sl=auto&amp;tl=en&amp;op=translate&amp;hl=en</a> (self- verification and validation) (PO9)	<b>K1</b> <b>K2</b> <b>K3</b> <b>K4</b> <b>K6</b>

CO/PO	PO									
	1 Disciplinary Knowledge and skills	2 Skilled Communicator	3 Critical thinker and problem solver	4 Sense of inquiry	5 Team player/worker	6 Skilled project manager	7 Digitally Efficient	8 Ethical awareness / reasoning	9 National and international perspective	10 Lifelong learners
<b>CO1</b>	3	2		1	1		2	1	1	1
<b>CO2</b>	3	2		1	1		1	1		
<b>CO3</b>	3	2		1	1		1	1		
<b>CO4</b>	2	2		2	1		2	1		
<b>CO5</b>	3	2		2	1		2	1	1	1
<b>CO-PO-Avg</b>	3	2		2	1		2	1		1
<b>CO-PO-</b>	<b>14</b>	<b>10</b>		<b>7</b>	<b>5</b>		<b>7</b>	<b>5</b>	<b>2</b>	<b>2</b>

3-strongly correlated, 2-moderately correlated, 1- weakly correlated, blank – <10% correlated

## COURSE OUTLINE:

### Unit - I

Prose

Ummed Ki khushi - Sir Syed

### Unit - II

Mirza Ghalib ke Akhlaq –o- Adaat

### Unit - III

Noor Jhan – Mohammad Hussain Azad

### Unit - IV

Grammar

Ism aur uski khismein (Noun Proper Noun and its types)

### Unit - V

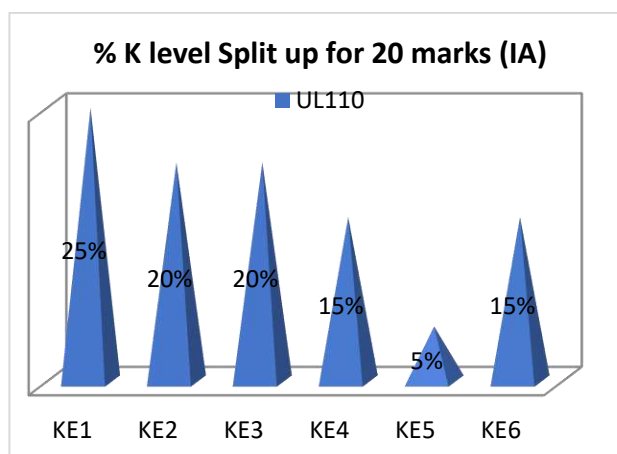
Translation

Commercial words – English to Urdu

## Assessment Pattern:

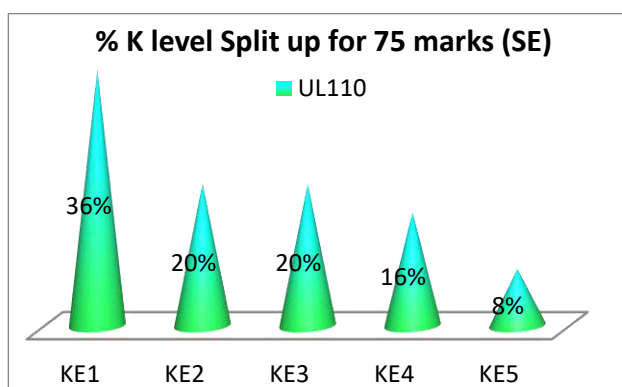
**CIE-Continuous Internal Evaluation (25 Marks)**

Bloom's category	Tests	Assignm	Attenda	Model Exam
Marks(25)	5	5	5	10
Remember (5)	3	0		2
Understand (4)	1	0		3
Apply (4)	1	1		2
Analyse (3)	0	1		2
Evaluate (1)	0	0		1
Create (3)	0	3		0



**ESE- End Semester Examination (75 Marks; Weightage 75 %)**

Bloom's category	Weightage %
Remember	36
Understand	20
Apply	20
Analyse	16
Evaluate	8



**Semester III**  
**Title: Poetry, Ghazaliath and Letter writing**  
**Code: UL111**

**Learning Objective:**

To educate the students with the definition of Ghazal, its concept, and notable poets and their contribution. To enable students to write a letter in Urdu.

**Course Outcomes: Knowledge level - K1 (Remember), K2 (Understand), K3 (Apply), K4 (Analyze), K5 (Evaluate), K6 (Create)** At the end of the Course, the student will be able to:

<b>CO1</b>	<b>Remember and Understand</b> the Poetry. <b>Review</b> poetry work of famous poets, Ulama Iqbal, Musaddas Hali and Sahir Iudhyanwi. <b>Analyze</b> the aesthetic of poetry (K4). <b>Illustrate</b> the main aspects of poetry. (PO2, PO3, PO5)	<b>K1</b> <b>K2</b> <b>K3</b> <b>K4</b>
<b>CO2</b>	<b>Evaluate</b> the definition of Ghazal and Familiarize popular Ghazals of famous poets.	<b>K1</b> <b>K2</b> <b>K3</b> <b>K5</b>
<b>CO3</b>	<b>Determine</b> the concept of Ghazals and recognize the biography of notable Ghazal poets.	<b>K1</b> <b>K2</b> <b>K3</b> <b>K5</b>
<b>CO4</b>	<b>Write</b> a formal letter to the principle/manager of a firm seeking employment/publisher book seller placing order for books. <b>Remember and Understand</b> the best way of letter writing.	<b>K1</b> <b>K2</b> <b>K3</b>
<b>CO5</b>	<b>Elaborate</b> the different formats of different letter writing. (PO2, PO3, PO5)	<b>K1</b> <b>K2</b> <b>K3</b>

PO-CO  CO/PO	PO									
	1 Disciplinary Knowledge and skills	2 Skilled Communicator	3 Critical thinker and problem	4 Sense of inquiry	5 Team player/worker	6 Skilled project manager	7 Digitally Efficient	8 Ethical awareness / reasoning	9 National and international	10 Lifelong learners
<b>CO1</b>	3	2	1	1	1		2	1	1	1
<b>CO2</b>	3	2	1	1	2	1	2	1	1	1
<b>CO3</b>	2	1	1	1	1		2	1	1	1
<b>CO4</b>	3	2	1	1	1		2	1	1	1
<b>CO5</b>	3	2	1	1	1		2	1	1	1
<b>CO-PO-Avg</b>	3	2	1	1	1		2	1	1	1
<b>CO-PO-</b>	<b>15</b>	<b>9</b>	<b>5</b>	<b>5</b>	<b>5</b>	<b>1</b>	<b>10</b>	<b>5</b>	<b>5</b>	<b>5</b>

**3-strongly correlated, 2-moderately correlated, 1- weakly correlated, blank – <10% correlated**

## **COURSE OUTLINE:**

### **Unit - I**

Poetry

Tarana – e – Hindi – Allama Iqbal

Wo nabiyo me rahmath laqab pane wala – Musaddas Hali

Taj Mahal – Sahir ludhyanwi

### **Unit – II**

Ghazaliath

Mir Taqi Mir – Hasti apni hubbab ki si hai

Jigar Muradabadi – Dil gaya ronaq e hayat gayi

Firaq - sar mein souda bhi nahi

### **Unit - III**

Nasir Kazmi – Gali gali meri yaad bichi hai

Parveen shakir – Chalne ka hosla nahi

### **Unit – IV**

Letter writing

Letter to the principal seeking leave

Letter to the manager of a firm seeking employment

Letter to a publisher to book seller placing order for books

### **Unit - V**

Letter to the municipal commissioner drawing his attention for cleanliness of the locality

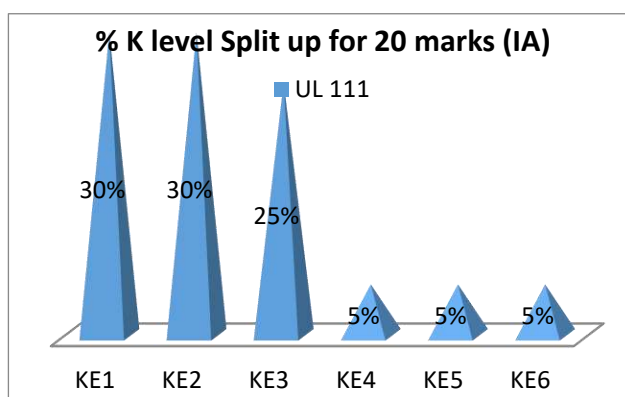
Letter to the father/ Guardian asking money for payment of college fees

Letter to a friend inviting him to your sister's marriage

### **Assessment Pattern:**

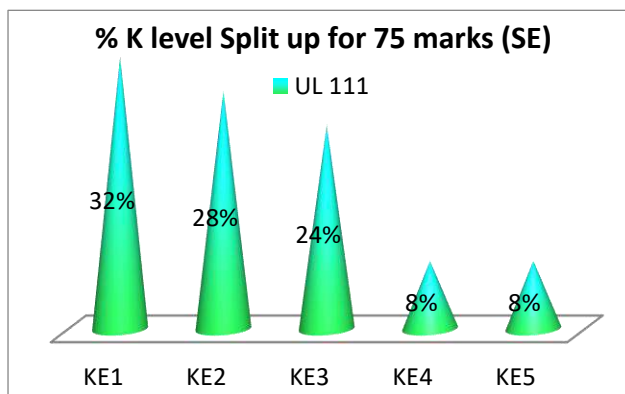
#### **CIE-Continuous Internal Evaluation (25 Marks)**

<b>Bloom's category</b>	<b>Tests</b>	<b>Assignm</b>	<b>Attenda</b>	<b>Model Exam</b>
Marks(25)	5	5	5	10
Remember (6)	2	2		2
Understand (6)	1	0		5
Apply (5)	2	2		1
Analyse (1)	0	0		1
Evaluate (1)	0	0		1
Create (1)	0	1		0



**ESE- End Semester Examination (75 Marks; Weightage 75 %)**

Bloom's category	Weightage %
Remember	32
Understand	28
Apply	24
Analyse	8
Evaluate	8



**Semester IV**  
**Title: Afsana and History of Urdu literature**  
**Code: UL112**

**Learning Objective:**

To strengthen the understanding of the language and its grammar through innovative exercises and resources.

**Course Outcomes: Knowledge level - K1 (Remember), K2 (Understand), K3 (Apply), K4 (Analyze), K5 (Evaluate), K6 (Create)** At the end of the Course, the Student will be able to:

<b>CO1</b>	<p><b>Remember and Understand</b> the Afsana.</p> <p><b>Interpret</b> the students about social evils in the society through Afsana (Non-detail) short stories written by popular writers krishan chander and prem chand.(PO2, PO3,PO4,PO5)</p> <p>To <b>Analyse</b> various art pieces(fiction) of Prem Chand using different tools of criticism. (PO2, PO4, PO5)</p> <p><b>Afsana - Bede ghar ki beti – Prem Chand</b> - <a href="https://www.rekhta.org/stories/bade-ghar-ki-beti-premchand-stories?lang=ur">https://www.rekhta.org/stories/bade-ghar-ki-beti-premchand-stories?lang=ur</a> (PO9)</p>	<b>K1</b> <b>K2</b> <b>K3</b> <b>K4</b>
<b>CO2</b>	<p><b>Examine</b> the History of Urdu literature and its development.</p> <p><a href="https://www.rekhta.org/ebook-detail/a-history-of-urdu-literature-ram-babu-saxena-ebooks?gclid=CjwKCAiAsaOBBhA4EiwAo0_AnLVJS-V4EEQIscBIlyJu50wt9cO1sVI33NiY7i594me18VltZ_CJR0Czm4QAvD_BwE">https://www.rekhta.org/ebook-detail/a-history-of-urdu-literature-ram-babu-saxena-ebooks?gclid=CjwKCAiAsaOBBhA4EiwAo0_AnLVJS-V4EEQIscBIlyJu50wt9cO1sVI33NiY7i594me18VltZ_CJR0Czm4QAvD_BwE</a> (PO9)</p> <p><b>Participate</b> in Quiz &amp; Group Discussions. (PO2, PO3, PO4, PO5)</p>	<b>K1</b> <b>K2</b> <b>K3</b> <b>K4</b>
<b>CO3</b>	<p><b>Explain and Revise</b> biographies of famous poets, Mir taqi Mir, Ghalib and Allama Iqbal. (PO2, PO3, PO5)</p> <p><b>Creative exercises (K6) Practice session (PO9) Activity</b></p>	<b>K1</b> <b>K2</b> <b>K3</b> <b>K6</b>
<b>CO4</b>	<p>To <b>Understand</b> the era of Sir Syed Ahmad Khan. To <b>Know</b> about the ideology of Sir Syed about modern education. To <b>analyse</b> the impact of Sir Syed Movement on various forms of Urdu Literature. To <b>know</b> about the works of Sir Syeds Friends and Students in the field of Urdu Literature. (PO2, PO4, PO5)</p> <p><b>Explain and Revise</b> the biography of prose writer Sir Sayed Ahmad khan.</p> <p><a href="https://www.rekhta.org/Authors/sir-syed-ahmad-khan/profile?gclid=Cj0KCQjwrsGCBhD1ARIsALILBYrNckQSf-P6-kRHxxHkqnlmeZGsaTfvoEzFvNBJAetUNUc2xNqZ9owaArqaEALw_wcB&amp;lang=ur">https://www.rekhta.org/Authors/sir-syed-ahmad-khan/profile?gclid=Cj0KCQjwrsGCBhD1ARIsALILBYrNckQSf-P6-kRHxxHkqnlmeZGsaTfvoEzFvNBJAetUNUc2xNqZ9owaArqaEALw_wcB&amp;lang=ur</a></p>	<b>K1</b> <b>K2</b> <b>K3</b>
<b>CO5</b>	<p><b>Explain and Revise</b> the biography of prose writer Prem Chand.</p>	<b>K1</b> <b>K2</b> <b>K3</b>



CO/PO	PO									
	1 Disciplinary Knowledge and skills	2 Skilled Communicator	3 Critical thinker and problem solver	4 Sense of inquiry	5 Team player/worker	6 Skilled project manager	7 Digitally Efficient	8 Ethical awareness / reasoning	9 National and international perspective	10 Lifelong learners
<b>CO1</b>	3	2						2		
<b>CO2</b>	3	2						2		
<b>CO3</b>	3	2		1	1		1	2	1	1
<b>CO4</b>	3	2					1	2		1
<b>CO5</b>	3	2		1	1		1	2	1	1
<b>CO-PO-Avg</b>	3	2		1	1		1	2		1
<b>CO-PO-</b>	<b>15</b>	<b>10</b>		<b>2</b>	<b>2</b>		<b>3</b>	<b>10</b>	<b>2</b>	<b>3</b>
<b>3-strongly correlated, 2-moderately correlated, 1- weakly correlated, blank – &lt;10%</b>										

## **COURSE OUTLINE:**

### **Unit I**

Afsana (Non – detail)  
Bade ghar ki beti – Prem Chand  
Jamun ka ped – Krishan chander

### **Unit II**

History of Urdu Literature - Urdu Zabaan – o – Adab ka Irteqa

### **Unit III**

Life sketch of Poets

Mir Taqi Mir  
Ghalib  
Allama Iqbal

### **Unit IV**

Life sketch of Prose writer

Sir Syed Ahmed Khan

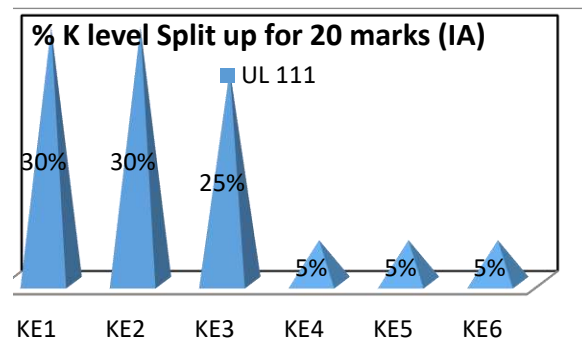
### **Unit V**

Life sketch of Prose writer

Premchand

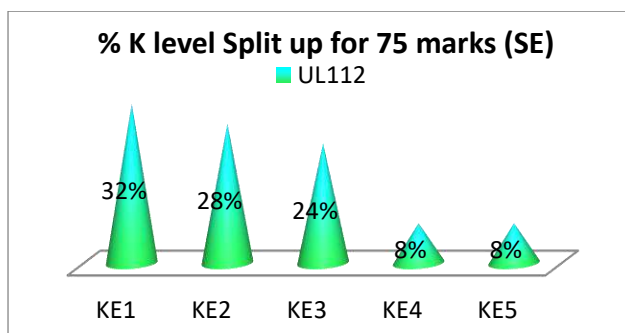
**Assessment Pattern:**  
**CIE-Continuous Internal Evaluation (25 Marks)**

Bloom's category	Tests	Assignments	Attendance	Model Exam
Marks(25)	<b>5</b>	<b>5</b>	<b>5</b>	<b>10</b>
Remember (6)	2	2		2
Understand (6)	1	0		5
Apply (5)	2	2		1
Analyse (1)	0	0		1
Evaluate (1)	0	0		1
Create (1)	0	1		0



**ESE End Semester Examination (75 Marks; Weightage 75 %)**

Bloom's category	Weightage %
Remember	32
Understand	28
Apply	24
Analyse	8
valuate	8



### **Reference Books:**

1. Learn Urdu
  - a. Dr. Khawja Md. Zakriya
2. Hafeezul Qawaid
  - a. P. Hussain Khan
3. Mazhar-E-Adab
  - a. Dr. Khazi Habeeb Ahmed & Dr. K.H. Kaleemullah
4. Qawaid-e-Urdu
  - a. Maulwi Abdul Haq
5. Mukthasar Tharekh-e-Adab-e-Urdu
  - a. Dr. Ejaz Hussain
6. Mirza Ghalib
  - a. Altaf Hussain Hali
7. Tareekh-e-Adab-e-Urdu
  - a. Jameel Jalibi
8. Diwan-e-Ghalib
  - a. Mirza Ghalib
9. Kulliyat-e-Iqbal
  - a. Allama Iqbal
10. Adab-e-Jameel
  - a. Dr. K. Habeeb Ahmed
  - b. Dr.S. Mohamed Yassir
11. Urdu ka Qaeda
  - a. Anjumany Himayat e Islam Lahore
12. Teach Yourself Urdu in two months
  - a. Prof. Aziz-ur-Rahman
13. Urdu ki Kahani
  - a. Syed Ehtesham Hussain